




QS-8140-P01 IQ Translator™ DS DSC®-to-Qolsys Wireless Translator™

Features

- Listens to DSC 433MHz protocol wireless devices.
- Transmits Qolsys-compatible wireless.
- Enrolls up to 63 devices.
- Unique wireless ID for each zone, plus 1 for main device.
- All sensor alarm, supervisory and trouble signals are passed through.
- Dual antennas for both Receive and Transmit diversity for reliable range.
- Back-up battery operation.



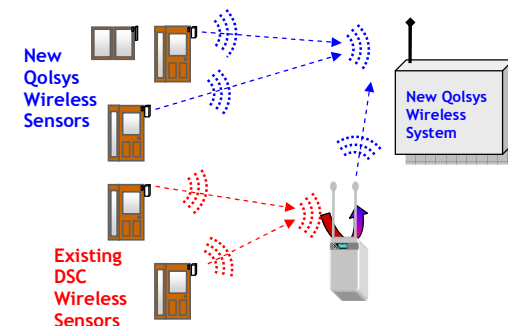
Key Instructions

- Not for use with life safety devices, such as Smoke or CO sensors.
- **WILL NOT HEAR OLD DSC 900MHz SENSORS, such as: WLS907, WLS915, WLS914, WLS909, WLS929.** Key hint is if old DSC system had the PC5132-900, PC5132-RS (900) or PC5349 (900 & 433) Receiver.
- External supply: 12V DC at least 50 mA. NON-SWITCHED outlet. Wire polarity DOES NOT matter!
- 3 AAA Alkaline batteries give 72 hours backup if external supply fails. **INSTALL BATTERIES ONLY WHEN EXTERNAL SUPPLY IS READY TO CONNECT.**
- Enrolling:
 - Sensors are enrolled both in the Translator and in the Panel.
 1. Place Panel in **Add Sensors** mode.
 2. Select the behaviors you want the sensor to have.
 3. Press Translator Enroll switch repeatedly until Device Type LED matches the type of device you're enrolling. **ENROLLING AS WRONG DEVICE TYPE CAN CAUSE IMPROPER OPERATION.**
 4. Trip particular DSC sensor as follows:
 - PIR: Tamper - ENROLL PIRs FIRST
 - Panic: Button
 - Key Fob: Lower Right
 - DWS: Tamper
 5. Automatic responses:
 - Green LED blinks on receipt of DSC packets.
 - Translator beeps indicating each enrollment into Translator.
 - Red LED blinks indicating transmit of GE-compatible packet to panel.
 - The Translator transmits packets to the panel as soon as it learns a new sensor.
 - Panel, if in **Add Sensors** mode, will generally learn the **Trip Sensor** signals simultaneously with the Translator.
 - Translator itself (necessary to monitor the Translator's health):
 1. Select Translator Group 13 behavior.
 2. When panel asks to "**Trip Sensor**", trip the Translator tamper.

- Deleting sensors from Translator:
 - Delete all sensors:
 1. Press enroll button repeatedly until all Device Type LEDs are off.
 2. Press and hold enroll key for 5 seconds until beep.
 - Delete one Device Type:
 1. Press enroll button repeatedly until target Device Type LED is lit.
 2. Press and hold enroll key for 5 seconds until beep.

Operation

- Existing DSC protocol sensors transmit as usual. Translator passes information on to control panel as if they were Qolsys transmitters.
 - External Contact on DSC DWS (don't use any magnet) will act just like the Qolsys DWS reed switch. The DSC sensor's external contact does not come through the Translator looking like a Qolsys sensor external contact.
 - DSC fob: Lower left = Lights, lower right = panic, although can be non-alarm in panel.
- Translator itself - wireless transmissions (unique ID):
 - Tamper, when cover opened. Also sends restore.
 - Low battery, when low battery. Also sends restore.
 - Supervisory every hour. Supervisory stopped if 12V DC power absent.
 - Translator Module does not send any alarm signals about itself.
- LED Operation
 - Green LED
 - On if 12V DC power present.
 - Blinks on receipt of DSC-compatible packets.
 - Red LED
 - On if device low battery (unless there's no 12V DC power).
 - Blinks on transmit of Qolsys-compatible packets.
- Application Diagram



Specifications

Backup batteries: Three AAA Alkaline.
External supply: 8.5 to 13 VDC or 6-9 VAC
Standard: Resolution RE012: 12VDC, 50mA.
Optional: GE 60-898-ITI, for securing screw
Wire connection polarity DOESN'T matter!


Current draw with supply: 4mA, normal operation.

Power Fail Conditions: 12V DC gone. Translator device ID supervisories (including low battery reports) are stopped during 12V DC loss.

Back-up Battery Life on 12V DC Fail: 72 hours (cumulative).
Device Low Battery: When approximately 48 hours remain in back-up.
Housing dimensions: 4x6x1 inches

Design & Manufacture: Resolution Products, Inc.

Specifications subject to change without notice.



Notices

Not for use with life safety devices, such as Smoke or CO sensors.

“DSC” is a trademark owned by Tyco Safety Products Canada LTD.

“Translator” is a trademark owned by Resolution Products, Inc.

This Translator product will function with DSC sensors. However, it is not endorsed by, nor is officially associated with DSC.

Warranty

Qolsys will replace products that are defective in their first two years.

FCC Notice

This device complies with Part 15 of the FCC rules. Operation is subject to the following two conditions:

This device may not cause harmful interference.

This device must accept any interference that may be received, including interference that may cause undesired operation.

Changes or modifications not expressly approved by Resolution Products, Inc. could void the user's authority to operate this equipment.

FCC ID: U5X-RE124

IC Notice

This product meets the applicable Industry Canada technical specifications/Le présent matériel est conforme aux spécifications techniques applicables d'Industrie Canada. Operation is subject to the following two conditions:

1. This device may not cause interference, and

2. This device must accept any interference, including interference that may cause undesired operation of the device.

To reduce potential radio interference to other users, the antenna type and its gain should be so chosen that the equivalent isotropically radiated power (e.i.r.p.) is not more than that permitted for successful communication.

This device has been designed to operate with the antennas listed below, and having a maximum gain of 2 dBi. Antennas not included in this list or having a gain greater than 2 dBi are strictly prohibited for use with this device. The required antenna impedance is 50 ohms.

- Resolution-supplied 8.5" monopole antenna

IC: 8310A-RE124

Patents

Patent Pending.